

# HPV PRIMARY SCREENING


## Pack 3: Getting Ready for 'Go Live'



National  
Cervical  
Screening  
Programme

# Updates and Information | Pack 3

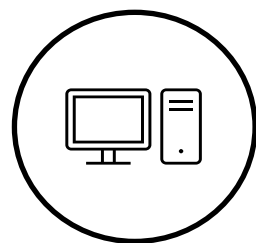
You will receive information in five main steps:



Pack 1

**What to expect  
and when**  
12 July 2023


*An updated overview and  
timeline of the journey to go-  
live for the new HPV test.*



Pack 2

**Your role - what you  
need to know and do**  
week of 24 July


*Tailored information about  
training and changes to your  
role in HPV primary screening.*



Pack 2B

**Guide to  
upcoming  
changes**  
week of 14 August

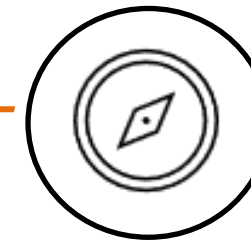
*Information to help  
you get ready for the  
12 September 2023  
'go live'.*



Pack 3

**Pre Go-live check**  
week of 28 August

*Feeling ready for the new  
Clinical Pathways and  
supporting participants  
through the new process.*



Pack 4

**Check-in, next steps**  
week of 25 September

*Successful implementation  
check-in to making sure you  
have everything you need for  
next steps.*

# Updated Timeline | September Go-live

The timeline shows the revised dates for go-live of HPV Primary Screening

## Education & Training

### Available now:

- [Clinical Guidelines](#)
- [Cervical Screening Using HPV course](#)
- [Goodfellow Webinar](#)
- [Overview of HPV Primary Screening video](#)

GP23  
Conference  
Auckland

Clinical Training  
Module 3

Clinical Training  
Module 4

Order consumer  
resources from  
HealthEd.govt.nz

Interim NCSP Policies  
& Standards 1, 2, 3,  
5, and 6 update

Laboratory consumables to  
order, date TBC by the Labs

Kanohi ki te kanohi for  
Regional Coordinators  
and Support to Screen

Whaihua online training available  
Register online training available

Clinical Guidelines training for Regional Coordinators and Whakarongorau

Support sessions with Whakarongorau – design processes and guides

Pre go-live online  
drop in sessions

Post go-live online  
drop in sessions

18 Jul

21 Jul

24 Jul

28 Jul

7 Aug

14 Aug

Today

28 Aug

12 Sep

26 Sep

## Communications

**Pack 1:**  
What to expect &  
when

**Pack 2:**  
Your role and what  
you need to know  
and do

**Pack 2B:**  
Guide to  
upcoming  
changes

**Pack 3:**  
Pre Go-live  
check-in




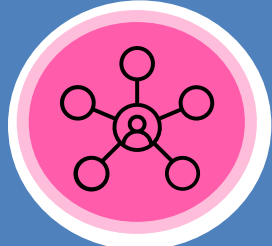



**Launch:**  
**GO-LIVE**  
(new launch  
date 12 Sep)

**Pack 4:**  
Check-in &  
next steps





## In this pack | Quick links to important information

						
Getting ready: <b>Clinical – Cervical Sample-Takers</b>	Getting ready: <b>Clinical – Non Cervical Sample-Takers</b>	Getting ready: <b>Administrators</b>	Getting ready: <b>Primary Health Organisations</b>	Getting ready: <b>Primary Care</b>	Getting ready: <b>Family Planning and Sexual Health</b>	Getting ready: <b>Colposcopy</b>
<ul style="list-style-type: none"> <li>➤ <a href="#">Complete the Clinical modules</a></li> <li>➤ View and understand <a href="#">New Clinical Guidelines</a></li> <li>➤ View and understand <a href="#">Interim Policies and Standards</a></li> <li>➤ Understand <a href="#">Eligibility</a> and <a href="#">What's Funded</a></li> <li>➤ <a href="#">Order</a> participant resources</li> <li>➤ Know where to find <a href="#">'Go Live' information</a></li> <li>➤ Know where to find <a href="#">'Go Live' support</a></li> <li>➤ Explore <a href="#">Pack 1</a></li> <li>➤ Explore <a href="#">Pack 2</a></li> <li>➤ Explore <a href="#">Pack 2B</a></li> </ul>	<ul style="list-style-type: none"> <li>➤ <a href="#">Watch Overview of HPV Primary Screening</a></li> <li>➤ Consider undertaking the <a href="#">Clinical modules</a></li> <li>➤ View <a href="#">New Clinical Guidelines</a></li> <li>➤ View <a href="#">Interim Policies and Standards</a></li> <li>➤ Understand <a href="#">Eligibility</a> and <a href="#">What's Funded</a></li> <li>➤ <a href="#">Order</a> participant resources</li> <li>➤ Know where to find <a href="#">'Go Live' information</a></li> <li>➤ Know where to find <a href="#">'Go Live' support</a></li> <li>➤ Explore <a href="#">Pack 1</a></li> <li>➤ Explore <a href="#">Pack 2</a></li> <li>➤ Explore <a href="#">Pack 2B</a></li> </ul>	<ul style="list-style-type: none"> <li>➤ View <a href="#">Interim Policies and Standards</a></li> <li>➤ Understand <a href="#">Eligibility</a> and <a href="#">What's Funded</a></li> <li>➤ <a href="#">Order</a> participant resources</li> <li>➤ Know where to find <a href="#">'Go Live' information</a></li> <li>➤ Know where to find <a href="#">'Go Live' support</a></li> <li>➤ Explore <a href="#">Pack 1</a></li> <li>➤ Explore <a href="#">Pack 2</a></li> <li>➤ Explore <a href="#">Pack 2B</a></li> </ul>	<ul style="list-style-type: none"> <li>➤ Remind staff to complete the <a href="#">Clinical modules</a> (as required)</li> <li>➤ View <a href="#">New Clinical Guidelines</a></li> <li>➤ View <a href="#">Interim Policies and Standards</a></li> <li>➤ Understand <a href="#">Eligibility</a> and <a href="#">What's Funded</a></li> <li>➤ <a href="#">Order</a> participant resources</li> <li>➤ Know where to find <a href="#">'Go Live' information</a></li> <li>➤ Know where to find <a href="#">'Go Live' support</a></li> <li>➤ Explore <a href="#">Pack 1</a></li> <li>➤ Explore <a href="#">Pack 2</a></li> <li>➤ Explore <a href="#">Pack 2B</a></li> </ul>	<ul style="list-style-type: none"> <li>➤ Remind staff to complete the <a href="#">Clinical modules</a> (as required)</li> <li>➤ View <a href="#">New Clinical Guidelines</a></li> <li>➤ View <a href="#">Interim Policies and Standards</a></li> <li>➤ Understand <a href="#">Eligibility</a> and <a href="#">What's Funded</a></li> <li>➤ <a href="#">Order</a> participant resources</li> <li>➤ Know where to find <a href="#">'Go Live' information</a></li> <li>➤ Know where to find <a href="#">'Go Live' support</a></li> <li>➤ Explore <a href="#">Pack 1</a></li> <li>➤ Explore <a href="#">Pack 2</a></li> <li>➤ Explore <a href="#">Pack 2B</a></li> </ul>	<ul style="list-style-type: none"> <li>➤ Remind staff to complete the <a href="#">Clinical modules</a> (as required)</li> <li>➤ View <a href="#">New Clinical Guidelines</a></li> <li>➤ View <a href="#">Interim Policies and Standards</a></li> <li>➤ Understand <a href="#">Eligibility</a> and <a href="#">What's Funded</a></li> <li>➤ <a href="#">Order</a> participant resources</li> <li>➤ Know where to find <a href="#">'Go Live' information</a></li> <li>➤ Know where to find <a href="#">'Go Live' support</a></li> <li>➤ Explore <a href="#">Pack 1</a></li> <li>➤ Explore <a href="#">Pack 2</a></li> <li>➤ Explore <a href="#">Pack 2B</a></li> </ul>	<ul style="list-style-type: none"> <li>➤ Remind staff to complete the <a href="#">Clinical modules</a> (as required)</li> <li>➤ View <a href="#">New Clinical Guidelines</a></li> <li>➤ View <a href="#">Interim Policies and Standards</a></li> <li>➤ Understand <a href="#">Eligibility</a> and <a href="#">What's Funded</a></li> <li>➤ <a href="#">Order</a> participant resources</li> <li>➤ Know where to find <a href="#">'Go Live' information</a></li> <li>➤ Know where to find <a href="#">'Go Live' support</a></li> <li>➤ Explore <a href="#">Pack 1</a></li> <li>➤ Explore <a href="#">Pack 2</a></li> <li>➤ Explore <a href="#">Pack 2B</a></li> </ul>



National  
Cervical  
Screening  
Programme

**Te Whatu Ora**  
Health New Zealand

## Find it fast | 24/7 information




### HPV Primary Screening Information

[www.nsu.govt.nz/HPVScreeningInfo](http://www.nsu.govt.nz/HPVScreeningInfo)



### HPV Primary Screening 'go live' Support

[www.nsu.govt.nz/HPVScreeningHelp](http://www.nsu.govt.nz/HPVScreeningHelp)



### Share your thoughts

[www.nsu.govt.nz/HPVWebFeedback](http://www.nsu.govt.nz/HPVWebFeedback)



### Send any questions or feedback to

[hpvscreen@health.govt.nz](mailto:hpvscreen@health.govt.nz)





## Dr. John McMenamin | *What we've learned so far*

### Guidance from the HPV Primary Screening Research Pilot

A pilot research study involving 17 practices from the Canterbury, Wellington and Whanganui regions has helped to shed light on critical areas that need attention in the change to HPV Primary Screening.

Many screening participants do not understand HPV screening including how persisting or re-activated virus can cause cervical cancer. Feedback from screen-taker conversations has highlighted the need for a well-informed public education campaign to provide patients with accurate and helpful information.

It took time for screen-takers to get familiarity with how to explain screening and follow up tests. Having a patient information pamphlet that could be shared with patients was helpful, as was a patient information video. The [Learn Online modules](#) developed as part of the clinical education package contain exemplar conversations which many screen-takers have reported as helpful especially seeing how others provide information and address issues that patients raise.

The pilot identified practice records did not always contain the participant's full history and the availability of the PHO data match report information proved invaluable. This information will be sent to PHOs within the new programme from 20 October 2023.

One important seemingly minor issue highlighted in the pilot was the need to pay strict attention to careful labelling of samples as any error could


result in samples not being processed at the lab and participants requiring repeat tests.

A challenging aspect of HPV Primary Screening is being certain about the choices available to the participant. While most participants choose HPV self-testing, some histories indicate that a cervical sample is the more appropriate test. Screen-takers found themselves checking and verifying the appropriate test until they gained familiarity with the guidelines. HealthPathways have now been updated and will make this easier. Advising patients choosing HPV self-testing that there is a chance they may need to return for further testing for a HPV Detected result helps to minimise reluctance to attend for follow up.

Difficulties in navigating the pathway resulted in a few examples of incorrect advice being given in the pilot and highlighted the extra time and practice resources needed to make corrections. Confidence from completing the educational modules and access to HealthPathways will help but access to advice is also important and will be part of the HPV Primary Screening programme.

Finally, an important outcome from the pilot was that the HPV primary test proved acceptable and accessible to participants resulting in increased participation including for Maori and Pacific peoples.

# READINESS CHECKLISTS



# Readiness checklists | Available now

Click on the images below to download and print readiness checklists to help you prepare for the 'go live' of NCSP HPV Primary Screening on 12 September 2023.



This checklist provides an overview of tasks and preparations that Primary Care facilities need to undertake to be ready for the new Human Papillomavirus (HPV) Test rollout on Tuesday 12 September 2023.

This checklist can be used by Clinical Leads / HPV Primary Screening Champions / Practice Facility Leads to ensure your Primary Care facility is ready to start HPV testing.

Recommendation: the approval of this checklist will rest with the PHO Primary Care Liaison for each Te Whatu Ora district or Primary Care Liaison for a PHO.

Key Tasks	✓
<b>HPV primary screening communications</b>	
<ul style="list-style-type: none"> <li>Information and communications about the new HPV primary screening test have been received from the National Cervical Screening Programme and distributed to relevant staff in our facility.</li> </ul>	<input type="checkbox"/>
<b>Essential Training</b>	
<ul style="list-style-type: none"> <li>Training information has been received and completed by relevant staff at our facility.</li> </ul>	<input type="checkbox"/>
<b>For accredited cervical sample-takers, and GPs and midwives:</b>	
Essential training materials in preparation for the 12 September 2023 go-live are:	
<ul style="list-style-type: none"> <li>Cervical Screening using Human Papillomavirus (HPV) Testing course available via LearnOnline               <ul style="list-style-type: none"> <li>Module 1 – Introduction to Cervical Screening using HPV testing</li> <li>Module 2 – Navigating the Cervical Screening pathways – practising using the pathways with various cases</li> <li>Module 3 – Cervical Screening in Aotearoa New Zealand – History and Context</li> <li>Module 4 – Talking about Cervical Screening and HPV</li> </ul> </li> </ul>	

This checklist provides an overview of tasks and preparations that PHOs may need to undertake to be ready for the new Human Papillomavirus (HPV) Test rollout on Tuesday 12 September 2023.

This checklist can be used by PHOs to ensure readiness to start HPV testing through its contracted primary care facilities.

For detailed information on primary care key tasks see Primary Care Readiness checklist

Key Tasks	✓
<b>Governance and Clinical Leadership</b>	
<ul style="list-style-type: none"> <li>Clinical Governance is in place, both during implementation and subsequently</li> </ul>	<input type="checkbox"/>
<ul style="list-style-type: none"> <li>Encourage practices to appoint clinical leadership within the practice for cervical screening</li> </ul>	<input type="checkbox"/>
<b>HPV Primary Screening Communications</b>	
<ul style="list-style-type: none"> <li>Information and communications about the new HPV primary screening test have been received from the National Cervical Screening Programme and resources and information is shared and distributed to relevant staff and primary care facilities</li> </ul>	<input type="checkbox"/>
<ul style="list-style-type: none"> <li>Strategies are in place to ensure that relevant communication is reaching community screen takers and support roles that are linked to your PHO.</li> </ul>	<input type="checkbox"/>
<ul style="list-style-type: none"> <li>Promote the NCSP provided health promotion and community social media communication campaigns</li> </ul>	<input type="checkbox"/>



# **PARTICIPANT RESOURCES TO ORDER, DOWNLOAD, OR PRINT**



National Cervical Screening Programme

**Te Whatu Ora**  
Health New Zealand

# Participant resources | *Click on image to order*



# ROLE-SPECIFIC THINGS TO CONSIDER



# Important Updates | *The latest developments*

## Screening for immune deficient participants

World Health Organization guidelines recommend more frequent HPV screening for participants who are immune deficient. Please ensure you are aware of, and following, Section 13 of the [Clinical Practice Guidelines](#).

Participants who are immune deficient and have an 'HPV not detected' test result should be screened every 3 years with an HPV test.

Participants with any kind of 'HPV detected' should be referred to colposcopy, where possible informed by the result of a liquid based cytology test.

## Temporary delays in cervical cytology reporting

As we count down to the go-live for HPV Primary Screening on 12 September 2023, we are aware that laboratory reporting for cervical cytology testing is taking up to two weeks longer than usual.

This is an impact related to the change to the go-live date for HPV Primary Screening to 12 September. Laboratories had already adjusted capacity for the reduction in cytology volumes anticipated for August and September.

Reduced laboratory capacity for cytology testing means it is possible there may be a temporary delay in normal reporting times of up to 2 weeks. This situation will be temporary and should be resolved soon after HPV Primary Screening 'goes live' on 12 September 2023.

Lab staff are working hard to minimise any potential disruptions. They— and we— thank you for your patience and understanding.

## Awareness campaign kicking off soon

The HPV Primary Screening communications campaign will be an important tool to help participants, and potential participants, understand their new screening options. The initial campaign will be designed to reach higher risk groups, including Māori and Pacific peoples, as well as anyone who is un- or under-screened, the Rainbow community, and those living with disabilities.

Activities will build gradually from mid-September to end-December so providers don't become overwhelmed by demand.

A co-design approach has been used to development advertising and resource materials. Co-designers include our Māori and Pacific Advisory Groups. We also sought out diverse perspectives through a range of focus groups throughout New Zealand.

You can view, download, and order participant resources free from: [www.healthed.govt.nz](http://www.healthed.govt.nz)



## Clinical – Cervical Sample-Takers | *Things to consider*

Registered Nurses, Nurse Practitioners and Enrolled Nurses who **have completed** NZQA training in cervical screening as well as Doctors and Midwives

### BEFORE SCREENING

- **At this stage, only Cervical Sample-Takers able to undertake cervical screening prior to 12 September 2023 will be able to offer the HPV test, including the self-test.**
- Think about time you may want to set aside to learn about the upcoming changes to the NCSP.
- Practices using a Practice Management System (PMS) should look for release notes and user guides from their PMS vendor regarding updates.
- The new lab request form is included in PMS changes; if hard copy lab forms are used please order before 12 September 2023.
- The new pathway requires changes to processes, time allocation, and sample handling procedures that you may want to discuss with colleagues.

### AT THE TIME OF SCREENING

- Informed consent and clinical consultation are required for participants before self-test kits can be provided.
  - [Participant resources](#) are available to aide this discussion
- A self-test will not be [clinically appropriate](#) for all participants.
- Practices using a Practice Management System (PMS) should look for release notes and user guides from their PMS vendor regarding updates.
- The new lab request form is included in PMS changes or can be downloaded here:
  - [Vaginal swab sample lab form](#)
  - [Cytology and histology lab form](#)
- Share information about HPV Primary Screening and informed consent using participant resources.





## Clinical – Non Cervical Sample-Takers | *Things to consider*

Registered Nurses, Nurse Practitioners, and Enrolled Nurses who **have not completed** NZQA training in cervical screening

### BEFORE SCREENING

- **At this stage, only Cervical Sample-Takers able to undertake cervical screening prior to 12 September 2023 will be able to offer the HPV test, including the self-test.**
- Think about time you may want to set aside to learn about the upcoming changes to the NCSP.
- Practices using a PMS should look for release notes and user guides from their PMS vendor regarding updates.
- The new lab request form is included in PMS changes.
- The new pathway requires changes to processes, time allocation, and sample handling procedures that you may want to discuss with colleagues.

### AT THE TIME OF SCREENING

- Informed consent and clinical consultation are required for participants before self-test kits can be provided.
  - [Participant resources](#) are available to aide this discussion
- A self-test will not be [clinically appropriate](#) for all participants.
- Practices using a Practice Management System (PMS) should look for release notes and user guides from their PMS vendor regarding updates.
- The new lab request form is included in PMS changes or can be downloaded here:
  - [Vaginal swab sample lab form](#)
  - [Cytology and histology lab form](#)
- **Share / discuss using** participant resources



## Administrators | *Things to consider*

Medical Receptionists; General Practice Administrators; Screening Support Service Administrators

### THINGS TO CONSIDER BEFORE SCREENING

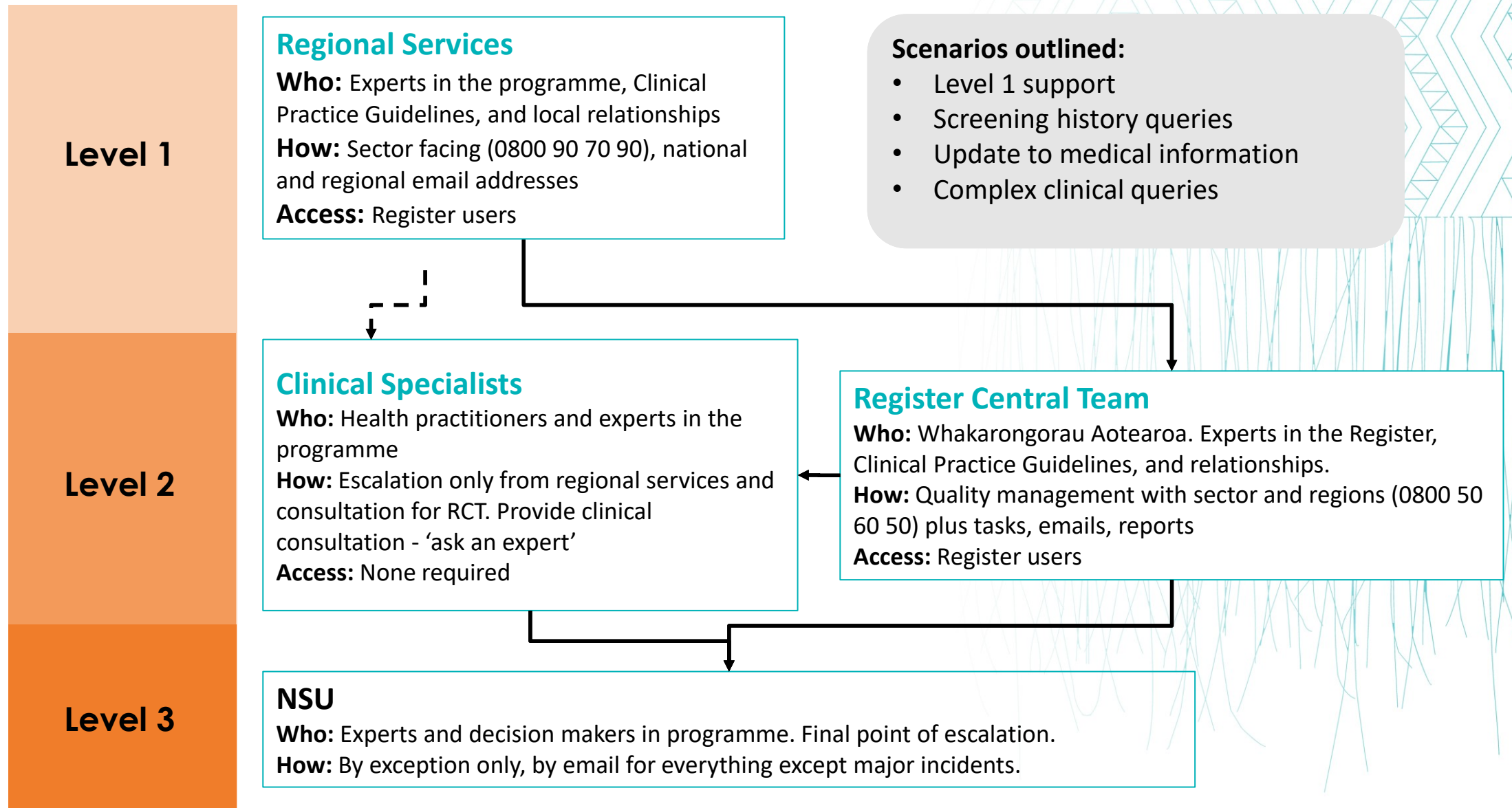
- Participants calling to request a 'smear test' should be informed of new options available.
- Informed consent and clinical consultation are required for participants before self-test kits can be provided.
- Practices using a Practice Management System (PMS) should look for release notes and user guides from their PMS vendor regarding updates.
- The new pathway requires changes to processes, time allocation, and sample handling procedures that you may want to discuss with colleagues.
- Review all funding communications from the NSU.
- Think about time you may want to set aside to learn about the upcoming changes to the NCSP.
- No new essential training is required for Administrators but we do recommend the review of the resources and materials listed in the column to the right.

### AT THE TIME OF SCREENING

- Informed consent and clinical consultation are required for participants before self-test kits can be provided.
  - Make sure [participant resources](#) are available to aide this discussion
- A self-test will not be [clinically appropriate](#) for all participants.
- Practices using a Practice Management System (PMS) should look for release notes and user guides from their PMS vendor regarding updates.
- The new lab request form is included in PMS changes or can be downloaded here:
  - [Vaginal swab sample lab form](#)
  - [Cytology and histology lab form](#)

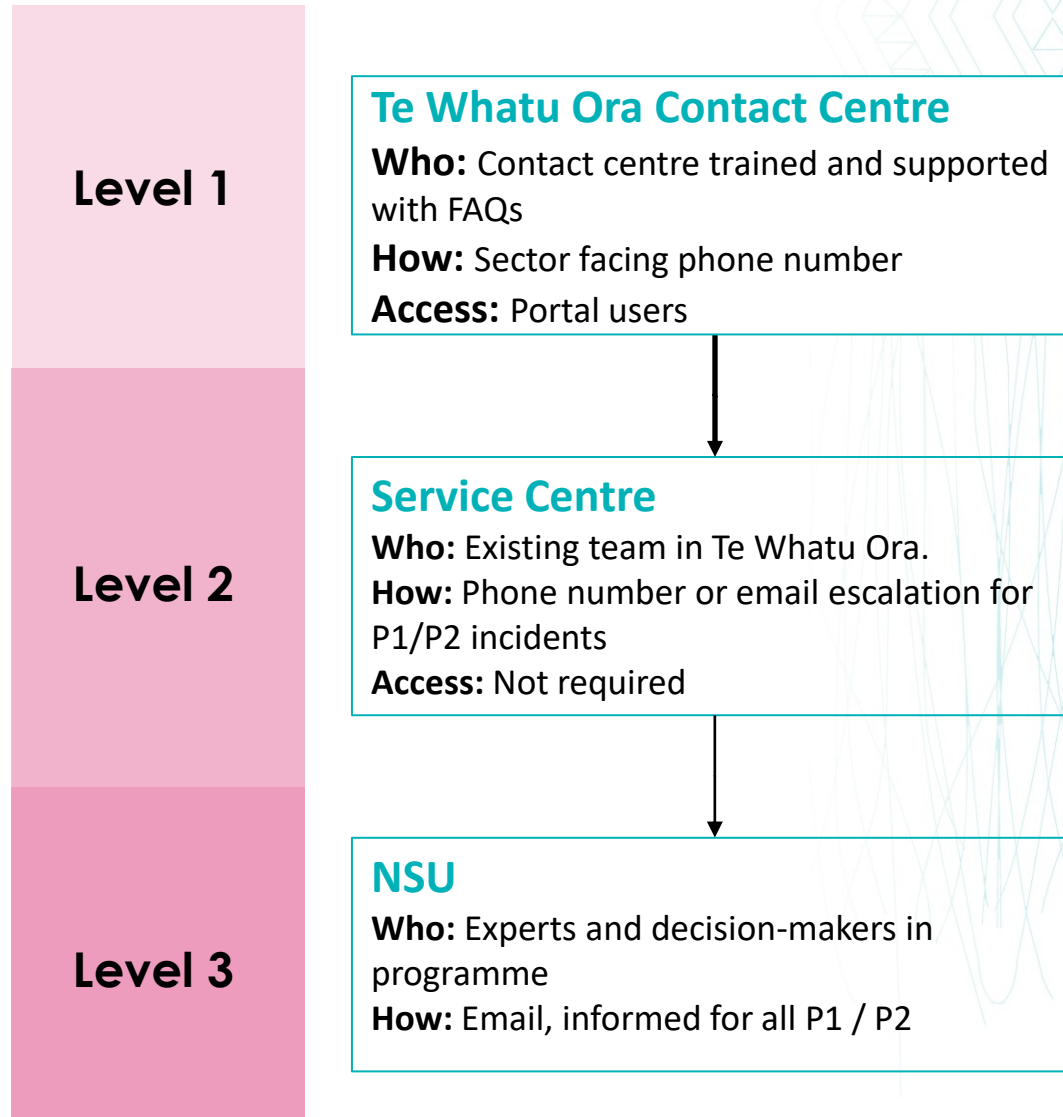
# PHONE AND EMAIL SUPPORT AND ASSISTANCE

# Clinical Support | How support levels are determined





# Technical Support | How support levels are determined





## **Feedback** | let us know how we're doing



**Send any questions or feedback to**

[hpvscreen@health.govt.nz](mailto:hpvscreen@health.govt.nz)



**Complete our 30-second survey**

[HPV Primary Screening Feedback | National Screening Unit \(nsu.govt.nz\)](https://www.nsu.govt.nz/feedback)



National  
Cervical  
Screening  
Programme