

Recording HepB serology results in a PMS

Version: 1.0

Date: 20 November 2023

Contents

Introduction	3
Recording results in Medtech	4
Procedure	4
For support	5
Recording results in Indici	6
Procedure	6
For support	6
Recording results in MyPractice	7
Procedure	7
For support	7
Recording results in Best Practice	8
Procedure	8
For support	9
Recording results in Profile	10
Procedure	10
For support	10

Introduction

This document provides guidance on where Hepatitis B (HepB) serology results can be entered in the following Practice Management Systems (PMS):

- Medtech
- Indici
- MyPractice
- Best Practice
- Profile

You are encouraged to enter HepB serology results for babies of HepB-positive mothers in your PMS.

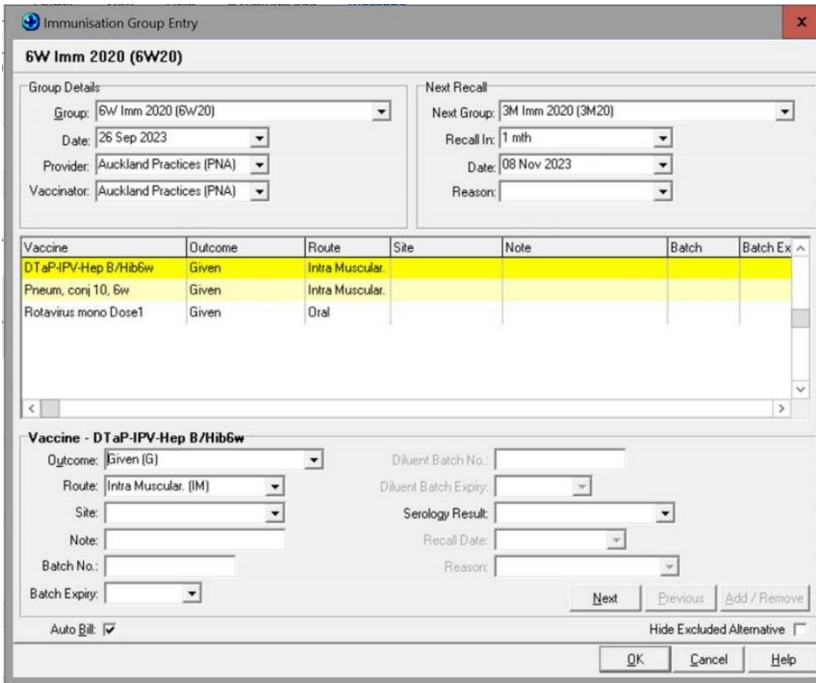
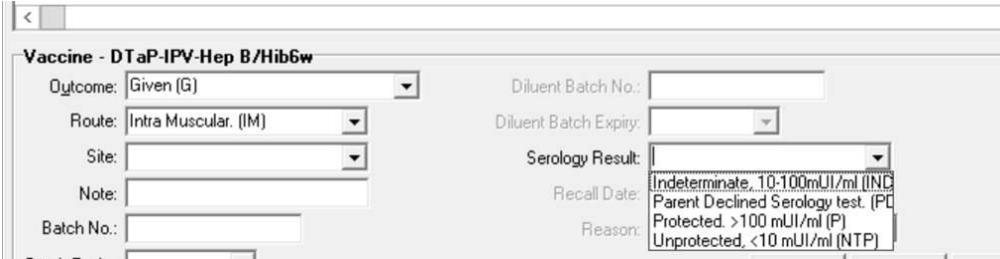
If you need more support or have questions, please contact the support desk for your PMS.

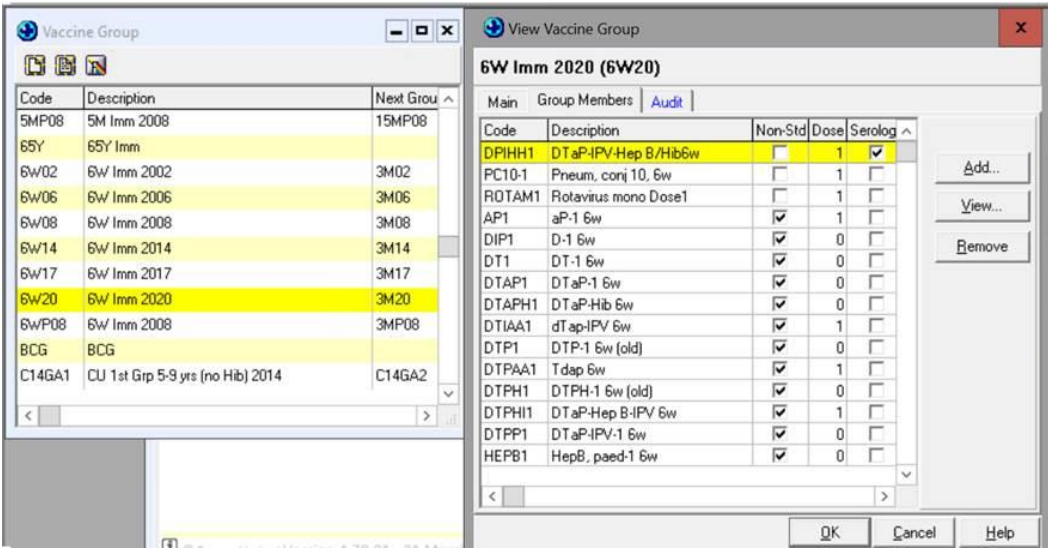
Recording results in Medtech

Procedure

To record HepB serology results in Medtech:

Note: The following screenshots are from Medtech32, but Medtech Evolution follows the same steps.

Step	Action
1	<p>Navigate to the Immunisation Group Entry screen for the relevant patient and relevant HepB vaccine.</p> 
2	<p>Click the dropdown next to the Serology Result field.</p> 
3	<p>If the Serology Result field can be accessed, go to step 8.</p> <p>If the Serology Result field appears greyed out and you cannot click on the dropdown arrow, you may need to activate the field in your vaccine group set up. Go to step 4.</p>
4	<p>Go to Set-up > Recall/Screening > Vaccine Group > View Vaccine Group.</p>

Step	Action
5	<p>Tick the Serology box next to the relevant HepB vaccine.</p> 
6	Click OK .
7	Go back to step 1.
8	From the dropdown list, select the appropriate result.
9	Click OK .

For support

If you have further questions or are experiencing issues, please contact the Medtech support desk.

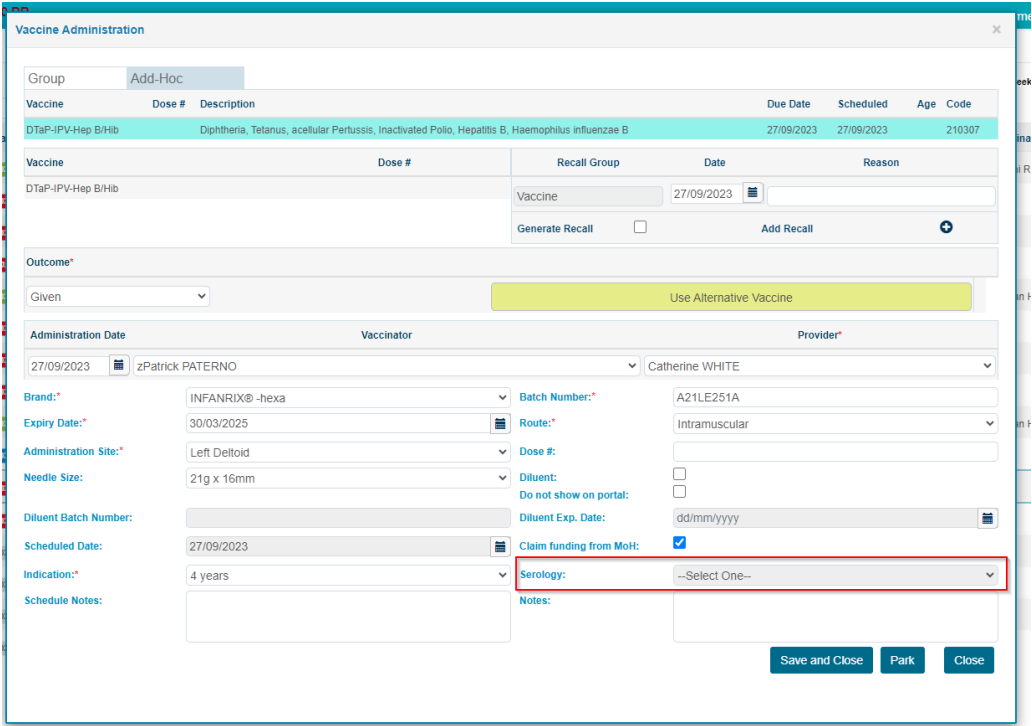
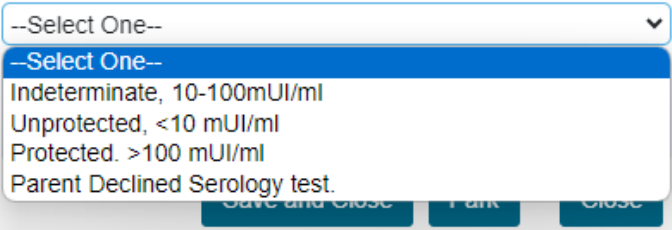
Email support@medtechglobal.com

Phone 0800 263 3832

Recording results in Indici

Procedure

To record HepB serology results in Indici:

Step	Action
1	<p>Navigate to the Vaccine Administration screen for the relevant patient and relevant HepB vaccine.</p> 
2	<p>Click the dropdown next to the Serology field and choose the appropriate result.</p> 
3	<p>Click Save and Close.</p>

For support

If you have further questions or are experiencing issues, please contact the Indici support desk.

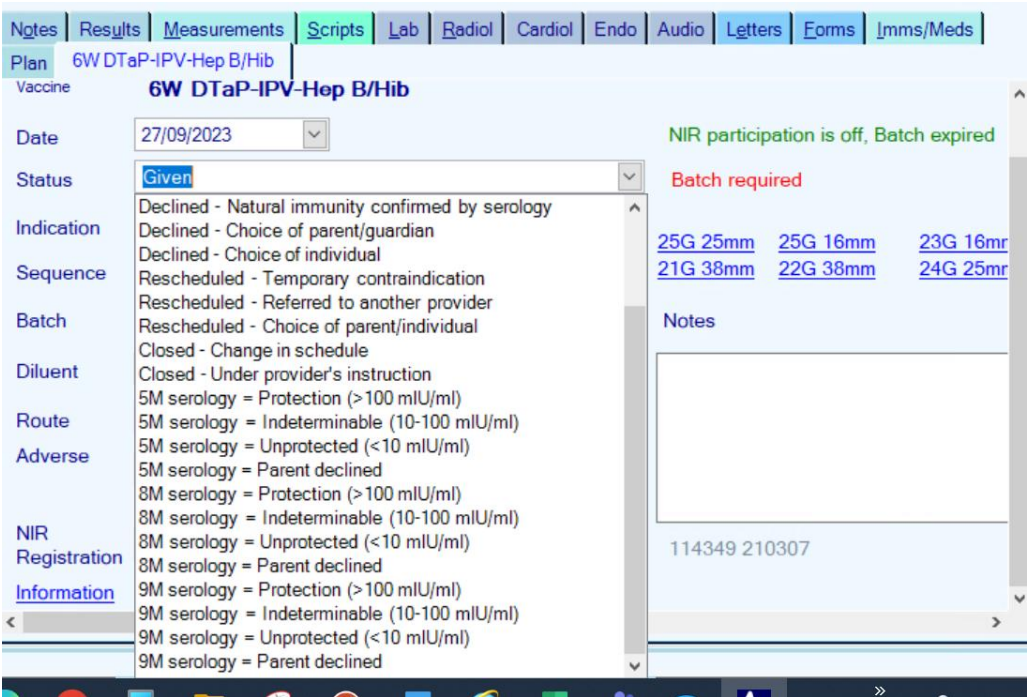
Email support@indici.nz

Phone 07 92 92 090

Recording results in MyPractice

Procedure

To record HepB serology results in MyPractice:

Step	Action
1	<p>Navigate to the Vaccine screen for the relevant patient and relevant HepB vaccine.</p> 
2	Click the dropdown next to the Status field and choose the appropriate serology result.
3	To save, click Finish .

For support

If you have further questions or are experiencing issues, please contact the MyPractice support desk.

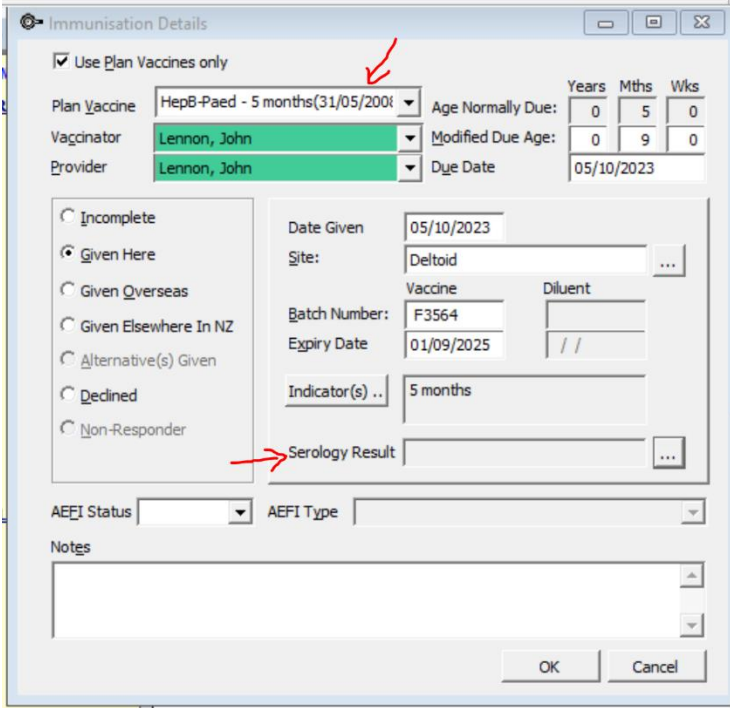
Email helpdesk@mypractice.co.nz

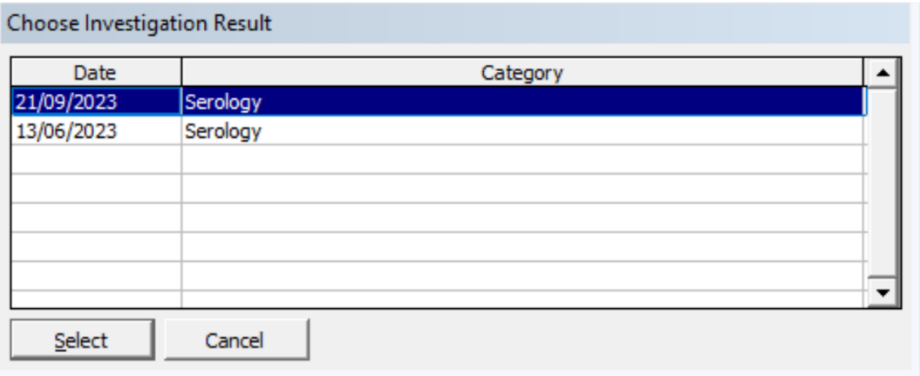
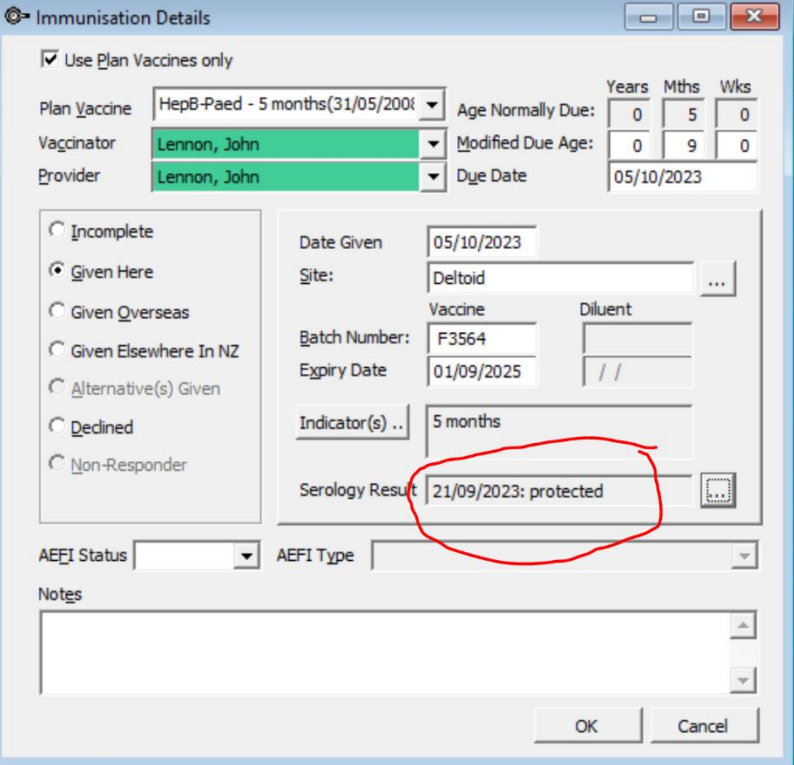
Phone 0800 69 77 22 (toll free) / 09 303 1806

Recording results in Best Practice

Procedure

To record HepB serology results in Best Practice:

Step	Action
1	<p>Navigate to the Immunisation Details screen for the relevant patient and relevant HepB vaccine.</p> 
2	<p>Click the three-dot button next to the Serology Result field to view all serology lab test results for this patient.</p>

Step	Action
3	<p>Click the appropriate serology result and click Select.</p>  <p>The Serology Result field is auto-populated with the date of the test and the result status.</p> 
4	Click OK .

For support

If you have further questions or are experiencing issues, please contact the Best Practice support desk.

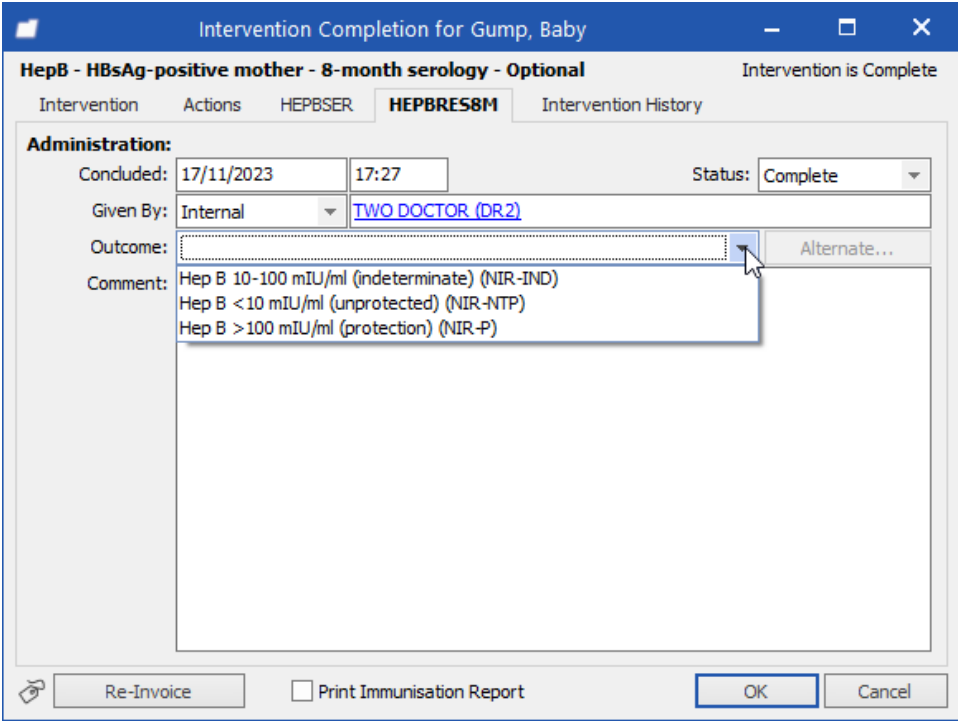
Online enquiry [Need Help? Contact Support - Best Practice Software \(bpsoftware.net\)](https://www.bestpracticesoftware.net)

Phone 0800 40 1111

Recording results in Profile

Procedure

To record HepB serology results in Profile:

Step	Action
1	<p>Navigate to the HepB Intervention screen for the relevant patient from within the childhood immunisation care plan.</p> 
2	Click the dropdown next to the Outcome field and choose the appropriate serology result.
3	Click OK .

For support

If you have questions or are experiencing issues, please contact the Profile support desk.

Email support@intrahealth.com

Phone 0508 300 900